



30 055 705 - 1



The teach-in process is described in the operation manual of the actuators.

Wireless sensor without battery or wire

Wireless pushbutton F4T55E-



Temperature at mounting location:
-20°C up to +50°C.
Storage temperature: -25°C up to +70°C.
Relative humidity:
annual average value <75%.

Wireless pushbutton for single mounting 80x80x15mm or mounting into the 55mm switching system. Generates the power for wireless telegrams itself when the button is pressed, therefore there is no connecting wire and no standby loss.

The scope of supply comprises the frame RIUE55, a flat double rocker (all same colour), an attachment frame, a mounting base, the wireless module and one adhesive foil.


Wireless pushbuttons with double rocker can transmit four evaluable signals: press two rockers up or down.

The mounting base can be screwed onto a flat surface or glued to the wall, on glass or on furniture using the enclosed adhesive foil. Use the sleeves in the 55mm socket box for screw mounting.

Adhesion: First adhere the set *comprising the mounting base, frame and attachment frame* - with the latches pointing at the top and bottom. Then snap on the set *comprising the wireless module and double rocker*.

Before screwing, remove the mounting base from the frame and the attachment frame. To do this, press the latches on the mounting base outwards. Then screw the mounting base - with the latches at top and bottom -, snap on the frame with the attachment frame and snap on the set *comprising the wireless module and double rocker*.

We recommend stainless-steel countersunk screws 2.9x25mm, DIN 7982 C, for screw connections. Both with rawl plugs 5x25mm and with 55mm switch boxes.

The wireless module integrated in the wireless pushbutton can be taught-in encrypted as described in the operating instructions in all encryptable actuators of the Series 61, 62 and 71 as well as the FAM14. This requires the FTWV wireless pushbutton encryption rocker. Encryptable actuators bear the pictogram .


Teaching-in wireless sensors in wireless actuators

All sensors must be taught-in in the actuators so that they can detect and execute commands.

Manuals and Documents in further Languages



<http://eltako.com/redirect/F4T55E->



THE UNIQUE WIRELESS PROFESSIONAL SMART HOME STANDARD

Frequency	868.3 MHz
Transmit power	max. 10 mW

Hereby, Eltako GmbH declares that the radio equipment type F4T55E- is in compliance with Directive 2014/53/EU.


The full text of the EU declaration of conformity is available at the following internet address: eltako.com


Must be kept for later use!

Eltako GmbH

D-70736 Fellbach

Technical Support English:

 +49 711 94350025

 technical-support@eltako.de

eltako.com

35/2022 Subject to change without notice.